

1. Cut out the title page and the last page.
1. Make a double-sided copy of the mini-book pages.(page2-page3)
2. Cut the page in half and fold along the dotted line.
3. Put the pages in order and staple them together.

MY FIRST WORDS

FEELINGS

by _____

Copyright © by KIZCLUB.COM. All rights reserved.


Think of more feeling words.

9




sad

②




surprised

⑦



angry

④




shy

⑤




proud

⑧




happy

①



silly

⑥



scared

③

1. Cut out the title page and the last page.
1. Make a double-sided copy of the mini-book pages.(page2-page3)
2. Cut the page in half and fold along the dotted line.
3. Put the pages in order and staple them together.

MY FIRST WORDS

FEELINGS

by _____

Copyright © by KIZCLUB.COM. All rights reserved.


Think of more feeling words.

9




sad

②




surprised

⑦



angry

④




shy

⑤




proud

⑧




happy

①



silly

⑥



scared

③