

1. Make a double-sided copy of the mini-book pages.

3. Put the pages in order and staple them together.

2. Cut the page in half and fold along the dotted line.

## More Words

black \_\_\_\_\_

Jack \_\_\_\_\_

lack \_\_\_\_\_

rack \_\_\_\_\_

crack \_\_\_\_\_


⑧ Copyright © by KIZCLUB.COM. All rights reserved.

## Word Family

# -ack

by \_\_\_\_\_

①



# tack


\_\_\_\_\_

\_\_\_\_\_

\_\_\_\_\_

\_\_\_\_\_

⑥



# snack


\_\_\_\_\_

\_\_\_\_\_

\_\_\_\_\_

\_\_\_\_\_

③



back


---

---

---

---

②



sack


---

---

---

---

⑦



track

---


---

---

---

④

Quack!



quack

---

---

---

---

⑤

1. Make a double-sided copy of the mini-book pages.

3. Put the pages in order and staple them together.

2. Cut the page in half and fold along the dotted line.

## More Words

fail \_\_\_\_\_

jail \_\_\_\_\_

mail \_\_\_\_\_

wail \_\_\_\_\_

hail \_\_\_\_\_

Copyright © by KIZCLUB.COM. All rights reserved.


⑧

## Word Family

# -ail

by \_\_\_\_\_

①



# pail

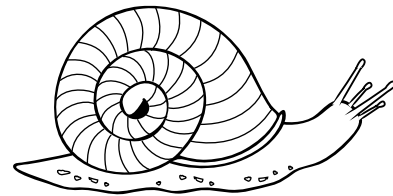
\_\_\_\_\_

\_\_\_\_\_

\_\_\_\_\_

\_\_\_\_\_

⑥



# snail

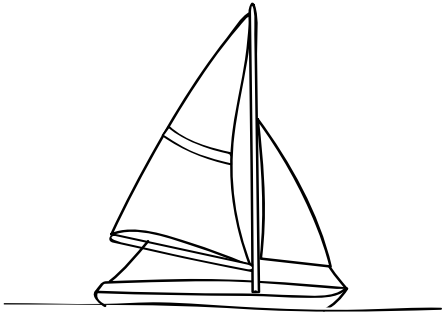
\_\_\_\_\_

\_\_\_\_\_

\_\_\_\_\_

\_\_\_\_\_

③



sail


---

---

---

---

②



tail

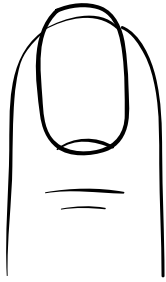
---

---

---

---

⑦



nail


---

---

---

---

④



rail

---

---

---

---

⑤

1. Make a double-sided copy of the mini-book pages.

3. Put the pages in order and staple them together.

2. Cut the page in half and fold along the dotted line.

## More Words

brake \_\_\_\_\_

fake \_\_\_\_\_

flake \_\_\_\_\_

make \_\_\_\_\_

take \_\_\_\_\_

Copyright © by KIZCLUB.COM. All rights reserved.

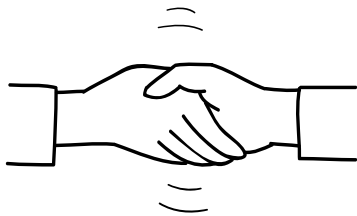
⑧

## Word Family

# -ake

by \_\_\_\_\_

①



# shake

---

---

---

---

⑥



# bake


---

---

---

---

③



awake

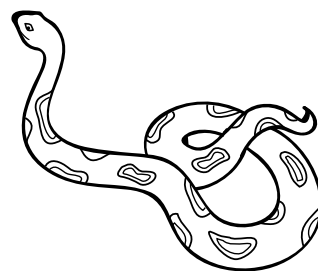
---

---

---

---

②



snake


---

---

---

---

⑦



cake

---

---

---

---

④



lake

---

---

---

---

⑤

## More Words

gram \_\_\_\_\_

scam \_\_\_\_\_

spam \_\_\_\_\_

swam \_\_\_\_\_

slam \_\_\_\_\_

Copyright © by KIZCLUB.COM. All rights reserved.

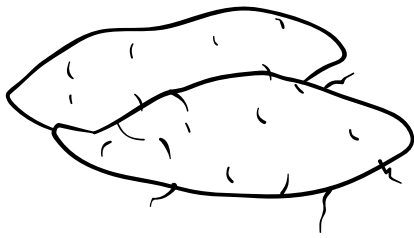
⑧

## Word Family

# -am

by \_\_\_\_\_

①



# yam


\_\_\_\_\_

\_\_\_\_\_

\_\_\_\_\_

\_\_\_\_\_

⑥



# jam


\_\_\_\_\_

\_\_\_\_\_

\_\_\_\_\_

\_\_\_\_\_

③



dam

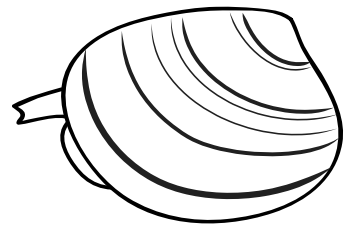
---

---

---

---

②



clam


---

---

---

---

⑦



ram

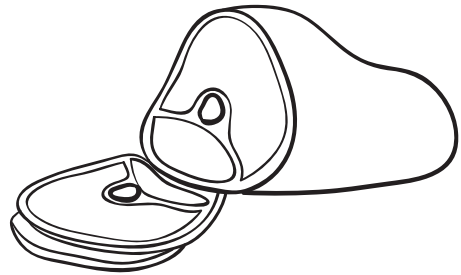
---

---

---

---

④



ham

---

---

---

---

⑤



1. Make a double-sided copy of the mini-book pages.
2. Cut the page in half and fold along the dotted line.

3. Put the pages in order and staple them together.

## More Words

gap \_\_\_\_\_

sap \_\_\_\_\_

rap \_\_\_\_\_

tap \_\_\_\_\_

trap \_\_\_\_\_

Copyright © by KIZCLUB.COM. All rights reserved.

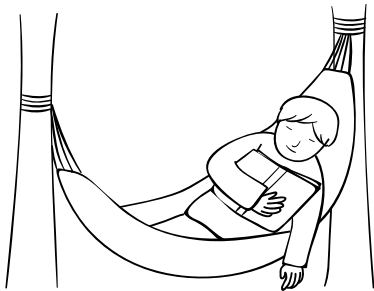
⑧

## Word Family

# -ap

by \_\_\_\_\_

①



# nap

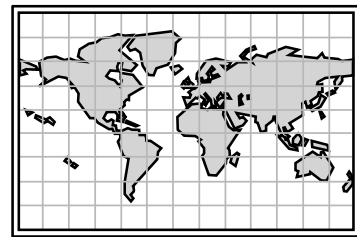
---

---

---

---

⑥



# map


---

---

---

---

③



cap

---

---

---

---

②



clap


---

---

---

---

⑦



wrap

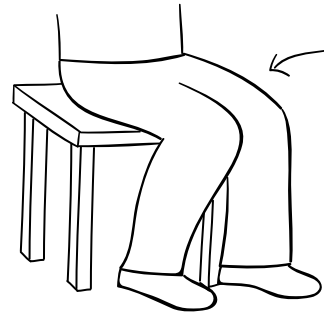
---

---

---

---

④



lap

---

---

---

---

⑤

1. Make a double-sided copy of the mini-book pages.

3. Put the pages in order and staple them together.

2. Cut the page in half and fold along the dotted line.

## More Words

fat \_\_\_\_\_

pat \_\_\_\_\_

chat \_\_\_\_\_

flat \_\_\_\_\_

that \_\_\_\_\_

Copyright © by KIZCLUB.COM. All rights reserved.

⑧

## Word Family

# -at

by \_\_\_\_\_


①



# rat

\_\_\_\_\_  
\_\_\_\_\_  
\_\_\_\_\_  
\_\_\_\_\_


⑥



# cat

\_\_\_\_\_  
\_\_\_\_\_  
\_\_\_\_\_  
\_\_\_\_\_

③



bat

---

---

---

---

②



sat


---

---

---

---

⑦



hat

---

---

---

---

④



mat

---

---

---

---

⑤

1. Make a double-sided copy of the mini-book pages.
2. Cut the page in half and fold along the dotted line.

3. Put the pages in order and staple them together.

## More Words

keep \_\_\_\_\_

creep \_\_\_\_\_

steep \_\_\_\_\_

deep \_\_\_\_\_

beep \_\_\_\_\_

Copyright © by KIZCLUB.COM. All rights reserved.


⑧

## Word Family

# -eep

by \_\_\_\_\_

①



# jeep


---

---

---

---

⑥



# sleep


---

---

---

---

③



sheep

---

---

---

---

②



sweep

---

---

---

---

⑦



peep

---

---

---

---

④



weep

---

---

---

---

⑤

1. Make a double-sided copy of the mini-book pages.

3. Put the pages in order and staple them together.

2. Cut the page in half and fold along the dotted line.

## More Words

cell \_\_\_\_\_

fell \_\_\_\_\_

hell \_\_\_\_\_

tell \_\_\_\_\_

spell \_\_\_\_\_

Copyright © by KIZCLUB.COM. All rights reserved.


⑧

## Word Family

# -ell

by \_\_\_\_\_

①



# bell

\_\_\_\_\_  
\_\_\_\_\_  
\_\_\_\_\_  
\_\_\_\_\_

⑥



# smell

\_\_\_\_\_  
\_\_\_\_\_  
\_\_\_\_\_  
\_\_\_\_\_

③



sell

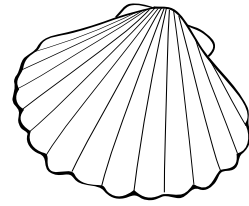
---

---

---

---

②



shell


---

---

---

---

⑦



yell


---

---

---

---

④



well

---

---

---

---

⑤