


1. Make a double-sided copy of the mini-book pages.
2. Cut the page in half and fold along the dotted line.
3. Put the pages in order and staple them together.

MY FIRST WORDS


INSECTS

Copyright © by KIZCLUB.COM. All rights reserved.



ant

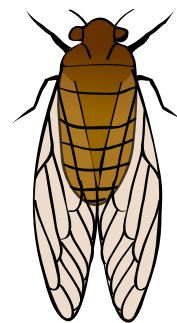
12



butterfly


1

This book belongs to:




cicada

13




bee

2




beetle

11



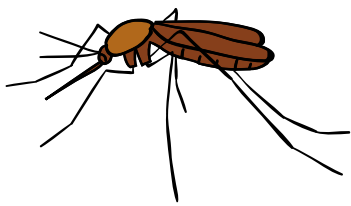
dragonfly

6




fly

7



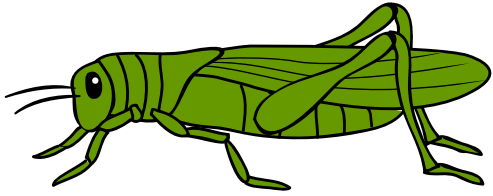
mosquito

4




moth

9




grasshopper

8




ladybug

5



cricket

10



caterpillar

3

1. Make a double-sided copy of the mini-book pages.
2. Cut the page in half and fold along the dotted line.
3. Put the pages in order and staple them together.

MY FIRST WORDS


INSECTS

Copyright © by KIZCLUB.COM. All rights reserved.



ant

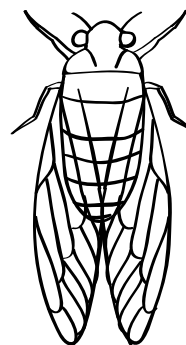
12




butterfly

1


This book belongs to:



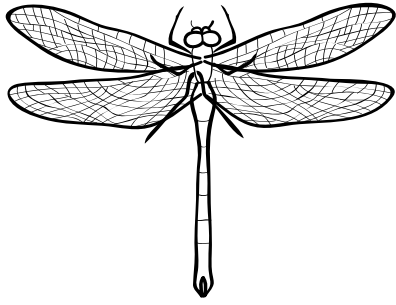
cicada



bee




beetle



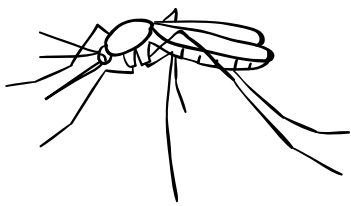
dragonfly

6




fly

7



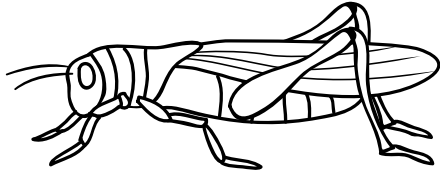
mosquito

4




moth

9



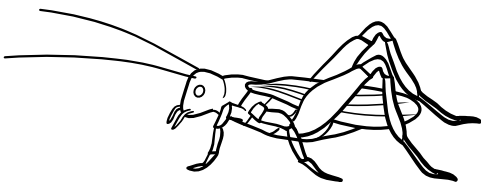
grasshopper

8



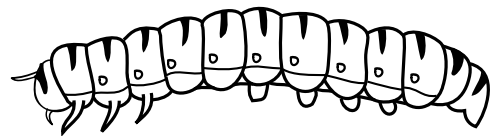
ladybug

5



cricket

10



caterpillar

3