

1. Make a double-sided copy of the mini-book pages.
2. Cut the page in half and fold along the dotted line.
3. Put the pages in order and staple them together.

## More Words

---

---

---

---

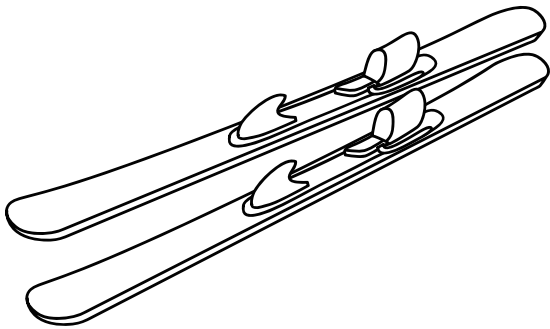
---

---

## MY FIRST WORDS

# MY WINTER WORDS

Copyright © by KIZCLUB.COM. All rights reserved.



skis

---

---

---

---

12



snowflake

---

---


---

---

1

This book belongs to:

\_\_\_\_\_



shovel

\_\_\_\_\_  
\_\_\_\_\_  
\_\_\_\_\_  
\_\_\_\_\_

13



cold

\_\_\_\_\_  
\_\_\_\_\_  
\_\_\_\_\_  
\_\_\_\_\_

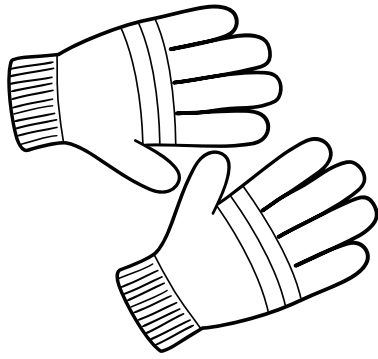
2



boots

\_\_\_\_\_  
\_\_\_\_\_  
\_\_\_\_\_  
\_\_\_\_\_

11



**gloves**

---

---

---

---

6



**snowman**


---

---

---

---

7



**scarf**


---

---

---

---

4



**ice skates**


---

---

---

---

9



icicle


---

---

---

---

⑧



sweater

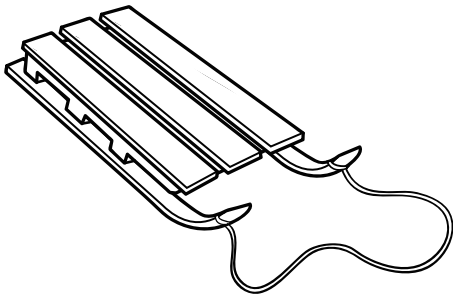
---

---

---

---

⑤



sled


---

---

---

---

⑩



hat

---

---

---

---

③